

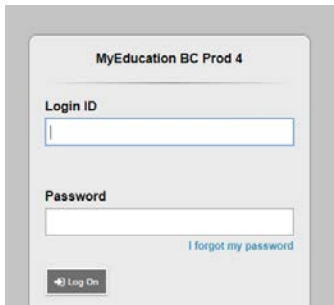
# MyEd Student Account Log-In Instructions

## For Report Cards

### Grade 9's

#### Step 1: Log-on and change default password

Go to [www.myeducation.gov.bc.ca/aspen/logon.do](http://www.myeducation.gov.bc.ca/aspen/logon.do)



Your Login ID is your **student number** and the **generic password is Reset34\$**.

You will use this generic password, and immediately be asked to create a new password following the Password Replacement instructions. The “current password” will be Reset34\$, and the “New Password” will be the one you create, following ALL of the Password Requirements.

**Save** your password on your phone or somewhere that you will be able to find it when you want to log on to view your report card, do your Course selection, or just to review your information.

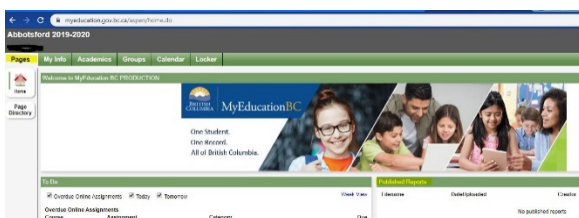
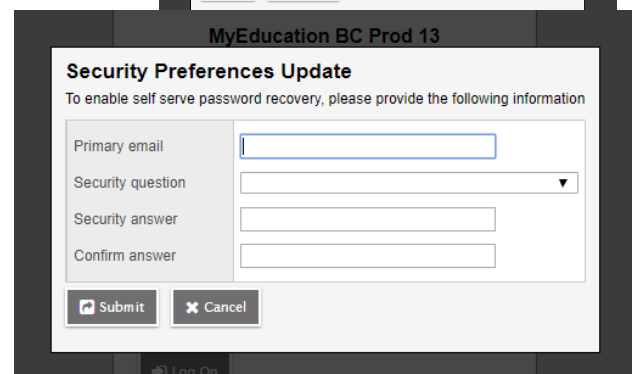
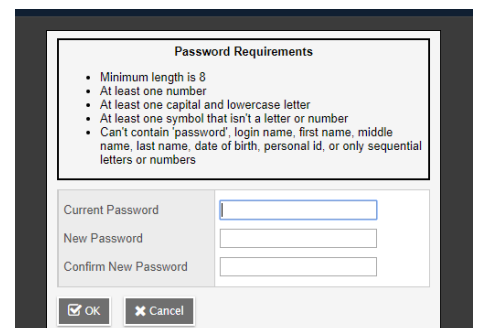
Hit **OK**

#### Step 2: Security update.

Please use your Learn34 email for your Primary email. This email will be used to re-set your password should you forget it.

Choose your security question and answer and **Submit**

Check out the **My Info** top tab and see if we have your correct address and phone number and contact info.



For viewing and downloading your report card navigate to the Pages top tab. You will see your report card PDF below the Published Reports. **Semester 1 report cards will be posted on Feb 7, 2020.**

If there are updates needed to your contact information, please email [Barbara.glenn@abbyschools.ca](mailto:Barbara.glenn@abbyschools.ca) or come to the counselling office and fill out an Address Change form.